



Field Epidemiology and Disease Surveillance Division (FEDSD)

National Institute of Health (NIH), Islamabad

Phone: 051- 9255237, Email: idsr-pak@nih.org.pk



Weekly Bulletin: Integrated Disease Surveillance and Response (IDSR)

21st April 2022

Highlights of the Epi-Week-15 (11th - 17th April 2022)

Cumulative Information

- During this week, most frequent reported cases were of Acute Diarrhea (Non Cholera), ILI, Malaria, SARI, ALRI <5 years, B. Diarrhea, Typhoid, AWD (S. Cholera), Rabies/ Dog bite & AVH (A & E).
- In comparison to previous week i.e. Week-14, cases of AD (Non Cholera), ILI, AWD (S. Cholera) & AVH (A & E) increased while cases of remaining diseases depicted a downward trend.
- Cases of VPDs reported from all over Pakistan, therefore, an immediate attention in terms of strengthening of immunization activities is required.
- There is persistent reporting of AD (Non-Cholera) and AWD (S. Cholera) cases which need immediate verification to rule out presence of confirmed Cholera cases. Afterwards public health measures need to be implemented accordingly.
- Cases of Rabies/Dog bite, Dengue and Leishmaniasis are reported continuously. A strong One-Health approach for control of the cases is required.
- Cases of Gonorrhea and Syphilis need immediate verification and implementation of public health measures.

Figure 1: Most frequently reported cases during week 15, in comparison with previous weeks, Pakistan

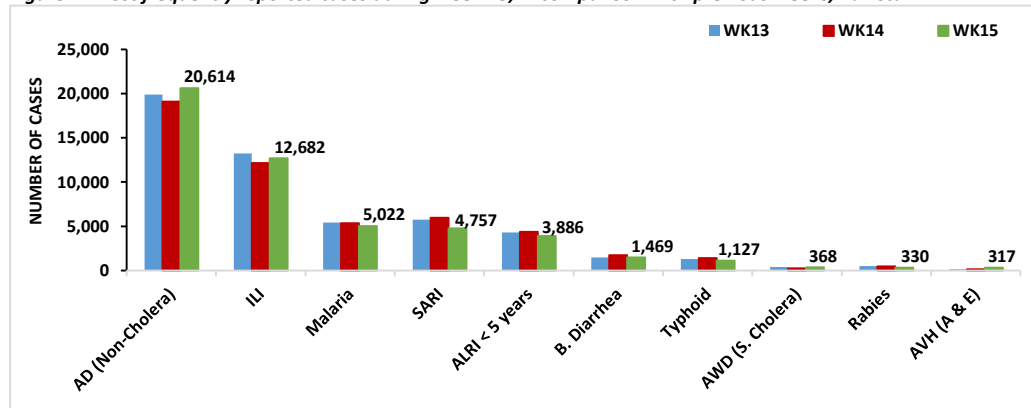


Table 1: Province/Area wise distribution of most frequently reported cases during week 15, Pakistan

Diseases	AJK	Balochistan	GB	ICT	KP	Punjab	Sindh	Total
AD (Non-Cholera)	56	1,772	11	228	10,025	475	8,047	20,614
ILI	21	2,686	56	417	4,711	6	4,785	12,682
Malaria	0	663	0	1	1,606	25	2,727	5,022
SARI	0	224	3	17	4,221	28	264	4,757
ALRI < 5 years	45	436	14	92	1490	68	1,741	3,886
B. Diarrhea	3	389	1	5	505	34	532	1,469
Typhoid	0	120	0	1	513	38	455	1,127
AWD (S. Cholera)	0	20	1	9	219	91	28	368
Rabies/ Dog bite	0	24	0	0	221	0	85	330
AVH (A & E)	0	0	0	0	139	6	172	317
VH (B, C & D)	0	6	0	0	67	7	205	285
Chickenpox/ Varicella	0	5	0	14	139	9	64	231
Mumps	1	19	0	2	162	7	31	222
Measles	0	15	0	0	46	1	45	107
CL	0	46	0	0	42	0	0	88
Gonorrhea	0	41	0	0	2	0	31	74
Pertussis	0	8	0	0	32	0	3	43
Dengue	0	12	0	0	0	0	27	39
Meningitis	0	0	0	0	2	0	11	13
Syphilis	0	0	0	0	0	0	9	9

Points of Attention

- Leishmaniasis, Malaria, and Typhoid cases are continuously reported especially from Balochistan and Sindh. It is emphasized that hotspots areas should be identified for epidemiological investigations and timely response.
- It has been observed that cases of VPDs are increasing since long. Therefore, strengthened coordination with EPI is needed for reduction in the cases.
- It is proposed to enhance community awareness on water, sanitation and hygiene (WASH) practices.
- STI cases especially Gonorrhea and Syphilis, cases are regularly reported mainly from Balochistan and Sindh. Public health response actions need to be implemented in the affected areas after verification of cases.
- Case of HIV/AIDS need immediate verification and response action on priority basis to limit its spread.
- Cases of dog bite are increasing across Pakistan. There is a dire need to create community awareness, and prepare/ implement a comprehensive Rabies control plan based on One Health approach at provincial level.
- IDSR focal persons may share alert verification and outbreak investigation reports. This will help in furnishing details on disease burden, circulating pathogens and devising national strategies for control of diseases.

Sindh

- Sindh reported most frequent reported cases of AD (Non Cholera) (n=8,047), ILI (n=4,785), Malaria (n=2,727), ALRI <5 Years (n=1,741), B. diarrhea (n=532), Typhoid (n=455), SARI (n=264), VH (B, C & D) (n=205), AVH (A & E) (n=172) & Rabies/ Dog bite (n=85).
- Ghotki and Kamber reported maximum cases of AD (Non Cholera), ALRI <5 years & Malaria.
- Hyderabad reported maximum cases of AD (Non Cholera), ILI & ALRI <5 years.
- Karachi East reported maximum cases of AD (Non Cholera).
- Karachi Malir reported maximum cases of AD (Non Cholera), ILI & SARI.
- Karachi West reported maximum cases of AD (Non Cholera) & AVH (A & E).
- Larkana reported maximum cases of Malaria & AD (Non Cholera).
- Naushahro Feroze reported maximum cases of ILI, AD (Non Cholera) and Malaria.
- Shikarpur reported AD (Non Cholera) & Malaria cases at maximum.
- Tharparkar reported maximum cases of AD (Non-Cholera), ILI, Malaria & ALRI <5 years.
- Thatta reported maximum cases of AD (Non Cholera), Malaria & ALRI <5 years.
- Umerkot reported maximum cases of Malaria.
- Cases of VPDs need immediate attention, and strengthening of routine immunization.
- In comparison with previous week, cases of AD (Non Cholera) & Malaria have shown an increase in trend while cases of Dengue depicted similar trend.

Figure 2: Most frequently reported cases during week 15, in comparison with previous weeks, Sindh

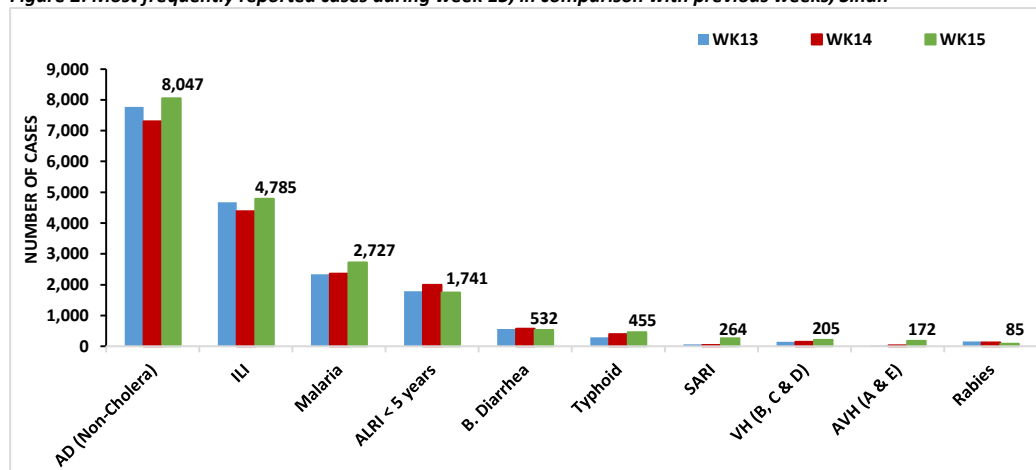
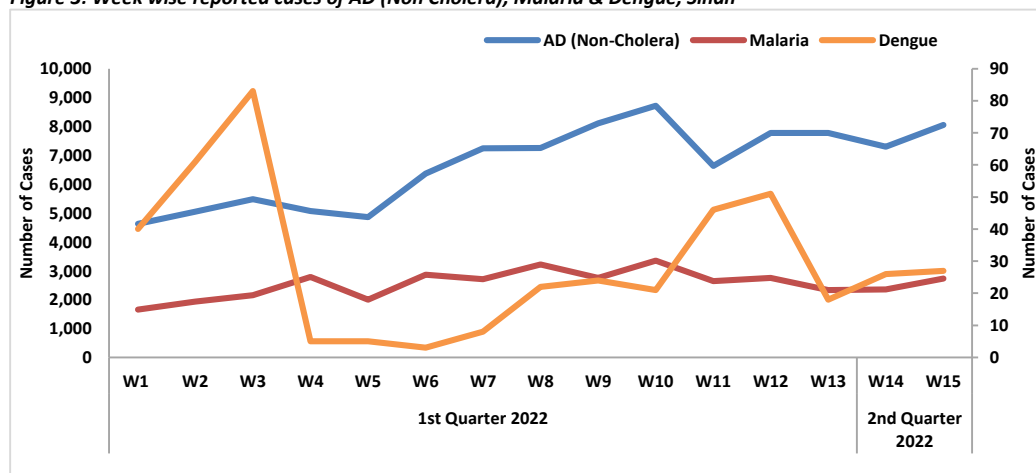


Table 2: District wise distribution of most frequently reported cases during week 15, Sindh

Diseases	Ghotki	Hyderabad	Kamber	Kar-East	Kar-Malir	Kar-West	Larkana	N. Feroze	Shikarpur	Tharparkar	Thatta	Umerkot
AD (Non-Cholera)	446	2,756	635	155	610	334	386	482	189	1,442	567	45
ILI	0	2,378	0	6	361	56	0	813	0	1,163	8	0
Malaria	116	53	443	26	68	62	418	348	134	563	419	77
ALRI < 5 years	242	213	208	10	126	1	81	121	6	469	241	23
B. Diarrhea	55	27	91	3	29	0	87	50	29	96	63	2
Typhoid	27	21	89	0	51	45	18	94	0	78	32	0
SARI	8	3	3	0	205	0	0	0	25	19	1	0
VH (B, C & D)	10	32	23	0	8	56	8	14	0	9	9	36
AVH (A & E)	3	2	0	0	1	140	0	6	0	20	0	0
Rabies/Dog bite	14	0	0	0	27	0	0	5	29	10	0	0
Chickenpox/Varicella	0	20	1	12	9	5	8	2	2	5	0	0
Measles	2	3	2	1	2	8	0	0	0	27	0	0
Mumps	0	8	1	9	7	6	0	0	0	0	0	0
Gonorrhea	0	6	0	0	4	0	0	4	0	3	14	0
AWD (S. Cholera)	0	21	0	0	4	0	3	0	0	0	0	0
Dengue	0	0	0	13	1	0	0	0	0	13	0	0
Meningitis	0	0	0	0	0	0	0	0	0	11	0	0
Syphilis	0	3	5	0	0	0	0	0	0	1	0	0
AFP	0	0	1	0	0	0	0	0	0	1	0	0
HIV/AIDS	0	1	0	0	0	0	0	0	0	0	0	0

Figure 3: Week wise reported cases of AD (Non Cholera), Malaria & Dengue, Sindh



Balochistan

- From Balochistan overall ILI (n=2,686), AD (Non Cholera) (n=1,772), Malaria (n=663), ALRI <5 years (n=436), B. diarrhea (n=389), SARI (n=224), Typhoid (n=120), CL (n=46), Gonorrhea (n=41) & Rabies/Dog bite (n=24).
- District Gwadar reported maximum cases of ILI & AD (Non Cholera).
- District Kech reported cases of ILI, AD (Non Cholera) & Malaria at maximum.
- District Khuzdar reported maximum cases of AD (Non Cholera).
- District Lasbella reported maximum cases for AD (Non-Cholera) & Malaria.
- District Naseerabad reported cases of AD (Non Cholera) at maximum.
- District Pishin reported cases for ILI & AD (Non Cholera) at maximum.
- From district Quetta, cases of ILI & AD (Non Cholera) were reported at maximum.
- District Sibi reported cases of ILI & AD (Non Cholera) at maximum.
- District Zhob reported maximum cases of ALRI <5 years & SARI.
- Cases of VPDs are reported regularly, and therefore, needs strengthening of routine immunization system.
- Cases of AD (Non Cholera) and Malaria had shown a sharp decline in trend while cases of ALRI <5 years showed similar trend as compared to previous week i.e. Week-14.

Figure 4: Most frequently reported cases during week 15, in comparison with previous weeks, Balochistan

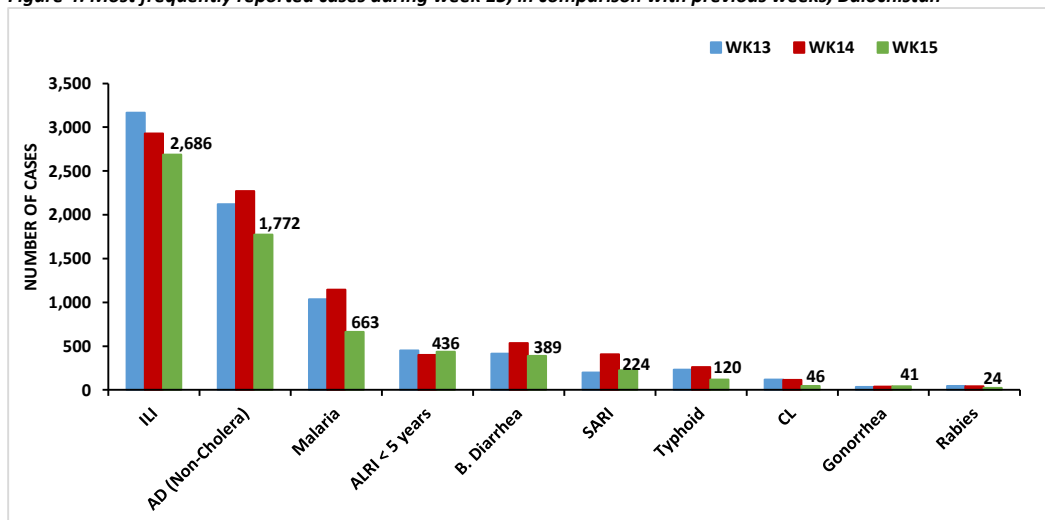
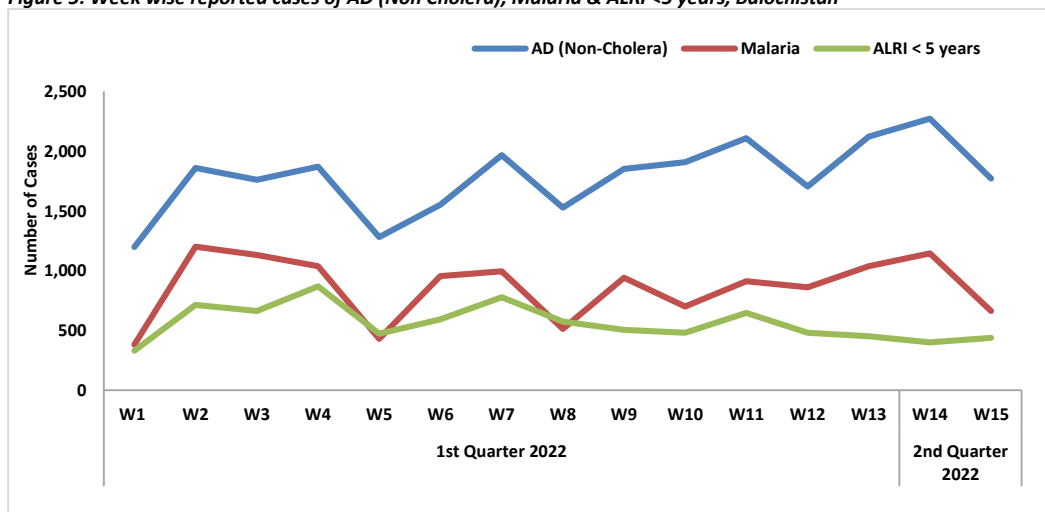


Table 3: District wise distribution of most frequently reported cases during week 15, Balochistan

Diseases	Gwadar	Kech / Turbat	Khuzdar	Lasbella	Naseerabad	Pishin	Quetta	Sibi	Zhob	Total
ILI	365	1,238	65	61	49	143	520	158	87	2,686
AD (Non-Cholera)	135	483	116	363	98	113	248	151	65	1,772
Malaria	39	201	64	221	79	8	7	26	18	663
ALRI < 5 years	NR	92	14	85	34	29	0	0	182	436
B. Diarrhea	28	76	59	30	5	60	71	21	39	389
SARI	2	12	4	59	4	3	0	2	138	224
Typhoid	4	5	12	15	25	9	24	13	13	120
CL	NR	0	6	10	3	12	11	4	0	46
Gonorrhea	NR	0	26	0	1	8	0	6	0	41
Rabies/Dog bite	NR	0	9	8	0	4	0	3	0	24
AWD (S. Cholera)	NR	0	0	0	6	0	0	14	0	20
Mumps	NR	5	2	1	4	1	0	5	1	19
Measles	NR	5	0	4	5	0	0	1	0	15
Dengue	NR	12	0	0	0	0	0	0	0	12
Pertussis	NR	0	3	1	3	0	0	1	0	8
VH (B, C & D)	NR	0	1	0	1	0	4	0	0	6
Chickenpox/ Varicella	NR	0	0	3	1	0	0	1	0	5
Anthrax	NR	0	0	0	2	0	0	0	0	2

Figure 5: Week wise reported cases of AD (Non Cholera), Malaria & ALRI <5 years, Balochistan



Khyber Pakhtunkhwa (KP)

- KP reported cases of AD (Non Cholera) (n=10,025), ILI (n=4,711), SARI (n=4,221), Malaria (n=1,606), ALRI <5 years (n=1,490), Typhoid (n=513), B. diarrhea (n=505), Rabies/Dog bite (n=221), AWD (S. Cholera) (n=219) & Mumps (n=162) at maximum.
- District Abbottabad reported maximum cases of AD (Non-Cholera).
- Charsadda reported maximum cases of AD (Non Cholera) and Malaria
- Khyber reported ILI & AD (Non Cholera) at maximum.
- Kohat reported maximum cases of ILI & AD (Non Cholera).
- Lakki Marwat reported maximum cases of AD (Non Cholera), Malaria & ALRI <5 years.
- Malakand reported maximum cases of AD (Non-Cholera) & ILI.
- Mansehra reported maximum cases of AD (Non Cholera), ILI & SARI.
- Mardan reported maximum cases of AD (Non Cholera), ILI & SARI.
- Swabi reported maximum cases of AD (Non Cholera), SARI and ILI.
- Swat reported maximum cases of SARI, AD (Non Cholera), & ILI.
- Cases of CL have been reported which need epidemiological investigations, vector surveillance and public health response accordingly.
- Cases of SARI and Malaria have shown a decrease in trend while AD (Non Cholera) had been increased as compared to previous week i.e. Week-14.

Figure 6: Most frequently reported cases during week 15, in comparison with previous weeks, KP

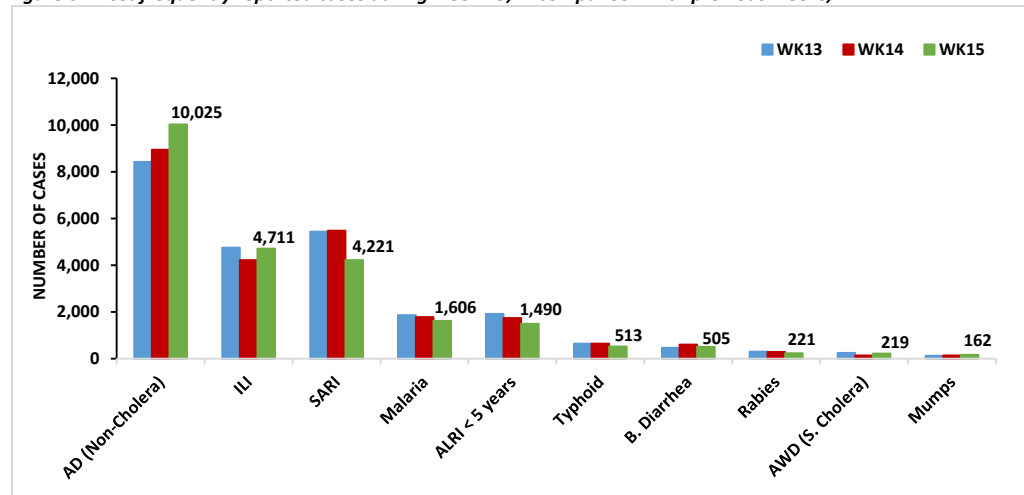
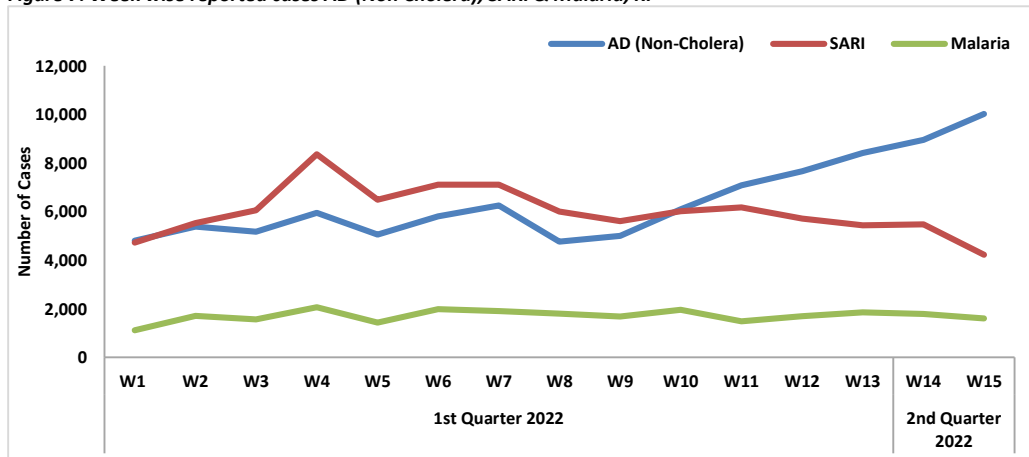


Table 4: District wise distribution of most frequently reported cases during week 15, KP

Diseases	Abbottabad	Charsadda	Khyber	Kohat	Lakki Marwat	Malakand	Mansehra	Mardan	Swabi	Swat
AD (Non-Cholera)	589	931	128	61	1,202	1,546	1,135	1,203	1,333	1,897
ILI	0	73	247	94	20	582	1,042	880	372	1,401
SARI	25	49	1	19	27	27	425	361	1,209	2,078
Malaria	0	680	21	40	338	125	0	360	18	24
ALRI < 5 years	4	38	14	1	222	422	85	242	170	292
Typhoid	8	65	18	5	30	68	75	86	29	129
B. Diarrhea	5	0	59	3	25	111	62	91	73	76
Rabies / Dog bite	6	0	14	0	67	0	100	0	0	34
AWD (S. Cholera)	0	0	0	0	0	22	4	102	51	40
Mumps	0	0	21	0	12	46	8	42	12	21
AVH (A & E)	0	0	11	0	0	47	5	21	25	30
Chickenpox/ Varicella	0	0	4	3	0	55	5	56	15	1
VH (B, C & D)	0	0	5	0	30	0	17	0	12	3
Measles	0	0	7	0	6	5	3	10	11	4
CL	0	0	32	0	3	5	0	1	1	0
Pertussis	0	0	2	0	2	0	6	15	2	5
AFP	0	0	0	0	1	1	0	1	2	1
Brucellosis	0	0	0	0	0	0	5	1	0	0
Meningitis	0	0	0	0	0	0	0	0	2	0
NT	0	0	0	0	0	0	0	0	1	0

Figure 7: Week wise reported cases AD (Non Cholera), SARI & Malaria, KP



Islamabad (ICT)

- From ICT, the most frequent reported diseases were ILI (n=417), AD (Non-Cholera) (n=228), ALRI <5 years (n=92), SARI (n=17), Chickenpox (n=14), AWD (S. Cholera) (n=09), B. diarrhea (n=05), Mumps (n=02), Malaria (n=01) & Typhoid (n=01).
- Cases of AD (Non Cholera) had shown an increase in trend while cases of ALRI <5 years had decreased as compared to previous week.
- Cases of diarrhea need epidemiological investigations and implementation of public health measures.
- There is need to spread community awareness for water, sanitation and hygiene (WASH) practices.
- Routine immunization need to be strengthen to prevent VPDs.

Gilgit Baltistan

- Gilgit-Baltistan reported cases of ILI (n=56), ALRI <5 years (n=14), AD (Non Cholera) (n=11), SARI (n=03), AWD (S. Cholera) (n=01) and B. diarrhea (n=01) this week.
- Cases of SARI had shown an incline as compared to previous week i.e week 14.
- Cases of diarrhea need epidemiological investigations and implementation of public health measures.
- There is need to spread community awareness for water, sanitation and hygiene (WASH) practices.

Figure 8: Most frequently reported cases during week 15, in comparison with previous weeks, ICT

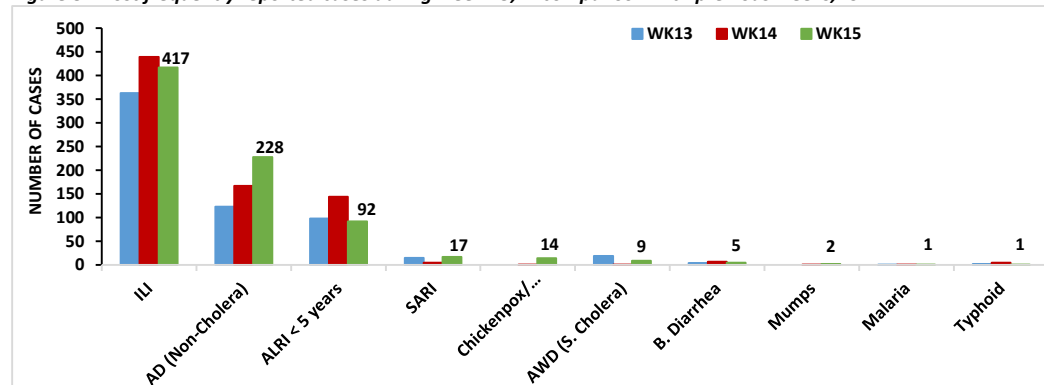


Figure 9: Week wise reported cases of AD (Non Cholera) & ALRI <5 years, ICT

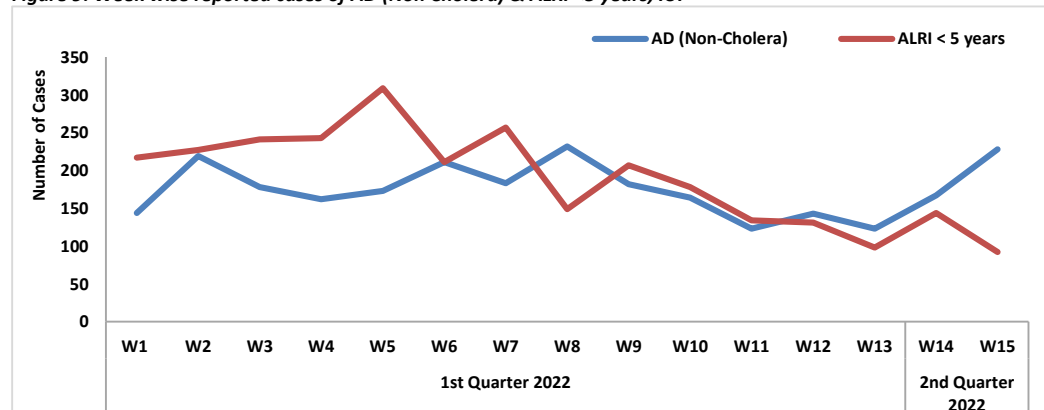


Figure 10: Most frequently reported cases during week 15, in comparison with previous weeks, GB

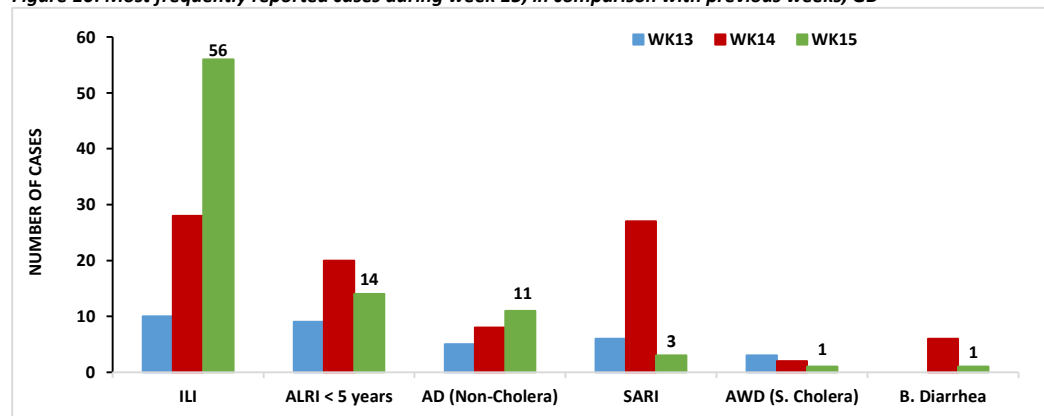
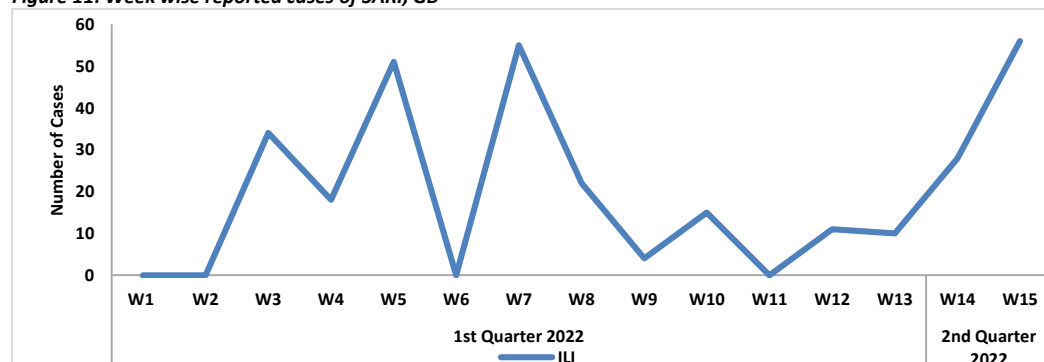


Figure 11: Week wise reported cases of SARI, GB



AJK

- From District Mirpur most frequently reported cases are of AD (Non Cholera) (n=56), ALRI <5 years (n=45), ILI (n=21), B. diarrhea (n=03) and Mumps (n=01) this week.
- Cases of AD (Non-Cholera) had been declined while cases of ALRI <5 years had shown similar trend compared to previous week i.e week 14.
- There is a need to spread community awareness for water, sanitation and hygiene (WASH) practices.

Figure 12: Most frequently reported cases during week 15, in comparison with previous weeks, AJK

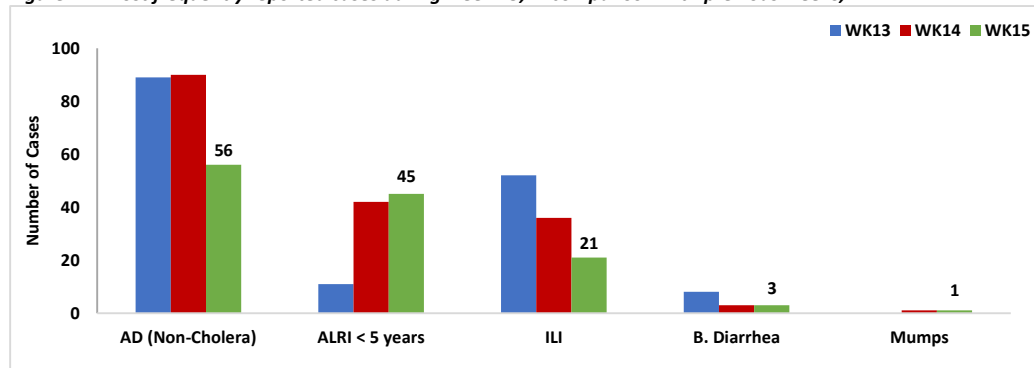


Figure 13: Week wise reported cases of AD (Non Cholera) & ALRI <5 years, AJK

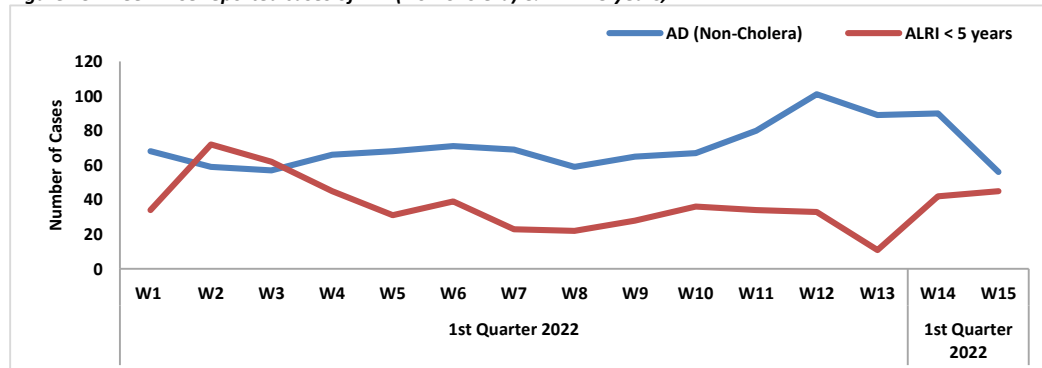


Figure 14: Most frequently reported cases during week 15, in comparison with previous weeks, Punjab

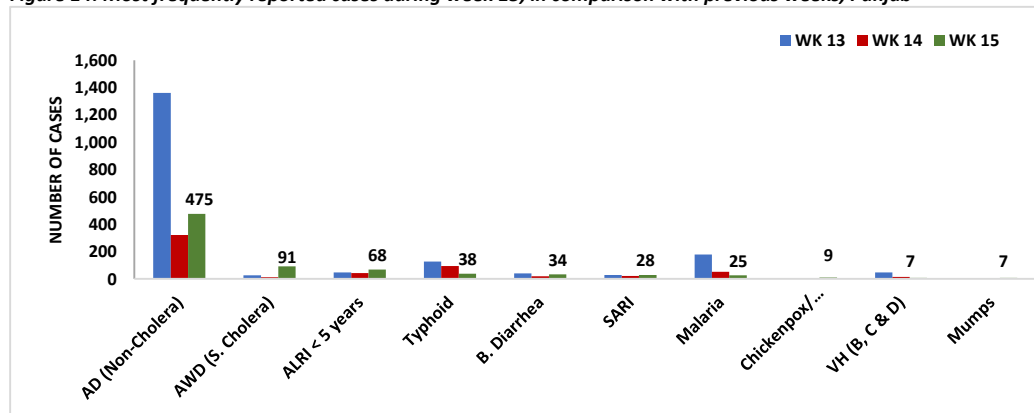
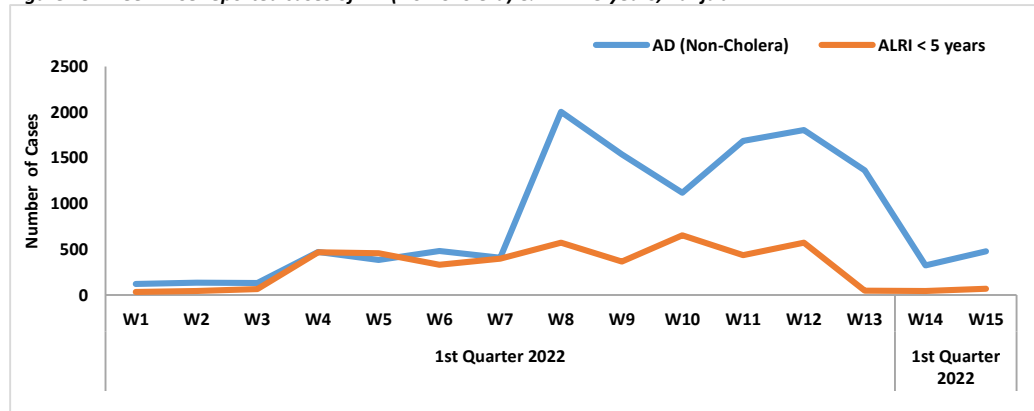


Figure 15: Week wise reported cases of AD (Non Cholera) & ALRI <5 years, Punjab



Punjab

- This week Punjab reported cases of AD (Non Cholera) (n=475), AWD (S. Cholera) (n=91), ALRI <5 years (n=68), Typhoid (n=38), B. Diarrhea (n=34), SARI (n=28), Malaria (n=25), Chickenpox (n=09), VH (B, C & D) (n=07) and Mumps (n=07) at maximum.
- Cases of AD (Non-Cholera) shown increase trend while ALRI <5 years shown similar trend as compared to previous week i.e week 14.
- There is a need to spread community awareness for water, sanitation and hygiene (WASH) practices.

IDSR Participating Districts

- This week 14% (06/42) of the districts including Kohat, Lakki Marwat, Mansehra, ICT (Islamabad), Karachi-West and Tharparkar reported hundred percent (%) data this week.
- Districts Haripur, Killa Abdullah, Jaffarabad, Bahawalpur and Rajanpur did not report IDSR data this week.

Table 5: IDSR reporting districts

Province	Districts	Total Number of Reporting Sites (ARS/Total)	Total Number of Sites that Reported (%)
Khyber Pakhtunkhwa	Haripur	69/69	0
	Kohat	60/60	60(100%)
	Abbottabad	110/110	100(91%)
	Charsadda	61/61	55(90%)
	Lakki Marwat	49/49	49(100%)
	Swat	77/77	71(92%)
	Malakand	78/78	22(28%)
	Swabi	63/63	59(94%)
	Khyber	63/63	4(6%)
	Mardan	65/65	36(55%)
Azad Jammu Kashmir	Mansehra	114/114	114(100%)
	Mirpur	37/37	30(81%)
Islamabad Capital Territory	ICT	18/18	18(100%)
	CDA	9/12	6(50%)
Balochistan	Gwadar	24/24	16(67%)
	Kech	44/78	36(82%)
	Khuzdar	20/136	16(80%)
	Killa Abdullah	30/50	0
	Lasbella	85/85	84(99%)
	Pishin	23/118	13(57%)
	Quetta	22/77	14(64%)
	Sibi	42/42	15(36%)
	Zhob	37/37	22(59%)
	Jaffarabad	47/47	0
	Naserabad	45/45	31(69%)
Gilgit Baltistan	Hunza	31/31	30(97%)
	Nagar	05/22	2(40%)
Sindh	Hyderabad	63/63	55(87%)
	Karachi-East	14/14	13(93%)
	Karachi-Malir	43/43	17(40%)
	Karachi-West	15/15	15(100%)
	Ghotki	58/58	37(64%)
	Umerkot	30/118	2(7%)
	Naushahro Feroze	52/52	24(46%)
	Tharparkar	95/236	95(100%)
	Shikarpur	32/32	11(34%)
	Thatta	50/50	27(54%)
	Larkana	149/149	25(17%)
	Kamber	101/101	62(61%)
Punjab	Bahawalpur	91/91	0
	Muzaffargarh	117/117	32(27%)
	Rajanpur	55/55	0

*percentage = {Sites Reported data/Agreed Reporting Sites (ARS)}*100